

Modelo	CCA	CA 0°C	CA 22°C	CR	Kg	LxAxAT mm
--------	-----	--------	---------	----	----	-----------



NS60PD	470 A	550 A	600 A	80 min	13,06	230 x 120 x 227
---------------	-------	-------	-------	--------	-------	-----------------

CRUCE DE REFERENCIA: DUNCAN (45R / 45MR), TITAN (45R / 45MR), FULGOR 22NF, BOSCH NS60SMF
200 SX, 323, ACCORD (2001), AD WAGON, ALLEGRO, BENNI, BYD FLYER, CELICA, CIVIC (1992-2002), COLT, COROLLA, COWIN, CR-V, ESTEEM, GETZ, IDEAL, IMPREZA, INTEGRA, JIMMY, LOBO, MVP, PANEL, PILOT, SKY, SPARK, STARLET, SWIFT, TERIOS, TICO, TIDA, VANS (1997-2009), YARIS, ZOIDE



42DLM700	500 A	590 A	650 A	90 min	13,15	242 x 175 x 190
-----------------	-------	-------	-------	--------	-------	-----------------

CRUCE DE REFERENCIA: DUNCAN (42MR / 43MR), TITAN (42MR / 43MR), FULGOR (22I / 22FA), BOSCH (55D / 60D / 65D)
300 ZX, 323, 5GLT, 929, A3, A4, A6, A8, ACCENT, ALMERA, ALTIMA, AVEO, AZETA, BORA, BRISA, CADDY, CAPTIVA, CARNIVAL, CAVALIER, CELICA, CLIO, COUPER, CROSS FOX, CRUZE, ECLIPSE, ECOSPORT, ELANTRA, ESCARABAJO, ESPERO, EXPRESS, FESTIVA, FOCUS, FORESTER, FOX, FUEGO, FUSION, GALANT, GETZ, GOL, GRAND VITARA, IDEA, IMPALA, IMPREZA, INTEGRA, JETTA, KANGOO, LANCER, LEGACY, LEGANZA, LUBLIN II, LOGAN, MAREA, MATRIZ, MEGANE II, MERIVA, MF, MIATA, MIRAGE, MONTANA, MX, NEVADA, NEW BEATLE, NUBIRA, ORION, ORLANDO, PALIO, PARATI, PASEO, PASSAT, POLO, PREGIO, PREMIO, Q7, QUEST, RACER, REGATA, RIO, RITMO, SCENIC, SENTRA, SHUMA, SIENA, SIENNA, SIERRA, SKY, SONATA, SPACE FOX, SPAZIO, SPORTAGE, STARLET, STEEM, STRADA, SUNFIRE, SYMBOL, TACUMA, TEMPRA, TERCEL, TIBURON, TRACER, TT, TUCAN, TUCSON, TURPIAL, UNO, VENTO, X-TRAIL, X1



24AI800	575 A	705 A	790 A	114 min	16,42	258 x 167 x 227
----------------	-------	-------	-------	---------	-------	-----------------

CRUCE DE REFERENCIA: DUNCAN (24 / 24M), TITAN (24 / 24M), FULGOR 24PCA, BOSCH 55E23LMF
3000 GL, ALLEGRO, ALMERA, ARMADA, AZETA, BRONCO, C-10, CANTER, CAPRICE, CARAVAN, CARNIVAL, CHEROKEE, CHEYENNE, CJ-5, CJ-7, CX7, DEFENCER, DISCOVERY, F-150, F-350, FORD TODOS (1970-1983), FRONTIER, FSR, FVT, GALLOPER, GRAND BLAZER, IMPALA, LA BESTIA, LINCOLN, LUV DMAX, MALIBU, MONTERO DAKAR, MONTERO LIMITED, MPV, MUSTANG, MX3, NEW GALANT, NOVA, NPR, OUFLENDER, PATHFINDER, PATROL, PICK-UP, RANCHERA, RANGE ROVER, SANTA FE, SEDONA, SIERRA, SILVERADO, TAHOE, SORENTO, SPORTAGE, TONW COUNTRY, VOYAGER, WAGONEER, WRANGLER



24AD800	575 A	705 A	790 A	114 min	16,42	258 x 167 x 227
----------------	-------	-------	-------	---------	-------	-----------------

CRUCE DE REFERENCIA: DUNCAN (24R / 24MR), TITAN (24R / 24MR), FULGOR 24R, BOSCH 55D23LMF
4RUNNER, 626, 929, ACCORD, AUTANA, CERATO, DEMIO, FORTUNE, HIACE (2002-2010), HEMBRA (1984-2010), HILUX, LAND CRUISER (SAMURAY), MACHO (1984-2010), MAZDA 3, MAZDA 6, MERU, NPR, ODISSEY, PRADO, SILVERADO, SONATA, TAHOE, TERIO (2003-2006), TL, TOYOTA TODOS (1995-2010)



24BIMS	400 A	470 A	520 A	65 min	12,37	242 x 175 x 190
---------------	-------	-------	-------	--------	-------	-----------------

CRUCE DE REFERENCIA: DUNCAN (43), TITAN (43), FULGOR 41, BOSCH 55I
200 SX, AD WAGON, ARTIMA, CALIVER, CAVALIER, CELEBRITY, CENTURY, CIELO, CORSICA, COUPER, EXCEL, GRAN MARQUIS, LANOS, LASER, LEGANZA, LUBLIN II, NEON, PRINCE/RACER, SONATA, SPIRIT, STHEALTH, SUNFIRE, VIGOR

6 MESES DE GARANTIA



24BDMS	400 A	470 A	520 A	65 min	12,37	242 x 175 x 190
---------------	-------	-------	-------	--------	-------	-----------------

CRUCE DE REFERENCIA: DUNCAN (42MR / 43MR), TITAN (42MR / 43MR), FULGOR (22I / 22FA), BOSCH (55D / 60D / 65D)
COMPATIBLE CON LA APLICACIÓN DE LA BATERIA (EXTREMA 42DLM700)

6 MESES DE GARANTIA



Compromiso Ecológico
Con la compra debes entregar
tu batería usada.

Modelo	CCA	CA 0°C	CA 22°C	CR	Kg	LxAxAT mm
--------	-----	--------	---------	----	----	-----------

+



24BD	400 A	470 A	520 A	65 min	12,37	242 x 175 x 190
-------------	-------	-------	-------	--------	-------	-----------------

CRUCE DE REFERENCIA: DUNCAN (42MR / 43MR), TITAN (42MR / 43MR), FULGOR (22I / 22FA), BOSCH (55D / 60D / 65D)
COMPATIBLE CON LA APLICACIÓN DE LA BATERIA (EXTREMA 42DLM700)

6

MESES DE GARANTIA

+



24BIST	500 A	590 A	650 A	90 min	13,48	242 x 175 x 190
---------------	-------	-------	-------	--------	-------	-----------------

CRUCE DE REFERENCIA: DUNCAN (43), TITAN (43), FULGOR 41, BOSCH 55I
200 SX, AD WAGON, ARTIMA, CALIVER, AVEO, BLAZER, CAVALIER, CELEBRITY, CENTURY, CIELO, CORSICA, COUPER,
EXCEL, GRAN MARQUIS, LANOS, LASER, LEGANZA, LUBLIN II, NEON, PRINCE/RACER, SONATA, SPIRIT, STHEALTH,
SUNFIRE. VIGOR

6

MESES DE GARANTIA

+



24BIST	500 A	590 A	650 A	90 min	13,48	242 x 175 x 190
---------------	-------	-------	-------	--------	-------	-----------------

CRUCE DE REFERENCIA: DUNCAN (43), TITAN (43), FULGOR 41, BOSCH 55I
200 SX, AD WAGON, ARTIMA, CALIVER, AVEO, BLAZER, CAVALIER, CELEBRITY, CENTURY, CIELO, CORSICA, COUPER,
EXCEL, GRAN MARQUIS, LANOS, LASER, LEGANZA, LUBLIN II, NEON, PRINCE/RACER, SONATA, SPIRIT, STHEALTH,
SUNFIRE. VIGOR

+



24BDST	500 A	590 A	650 A	90 min	13,48	242 x 175 x 190
---------------	-------	-------	-------	--------	-------	-----------------

CRUCE DE REFERENCIA: DUNCAN (42MR / 43MR), TITAN (42MR / 43MR), FULGOR (22I / 22FA), BOSCH (55D / 60D / 65D)
COMPATIBLE CON LA APLICACIÓN DE LA BATERIA (EXTREMA 42DLM700)

+



27AD1000	700 A	835 A	930 A	140 min	19,53	305 x 167 x 227
-----------------	-------	-------	-------	---------	-------	-----------------

CRUCE DE REFERENCIA: DUNCAN (27MR), TITAN (27MR), FULGOR 27XR, BOSCH 78D
4RUNNER, AUTANA (1993-2008), BURBUJA (1991-2007), DYNA (1992-2005), HEMBRA (1984-2010), MACHO (1984-2010),
MERU (1996-2008), PRADO (1996-2010), RORAIMA (2007-2008), SAMURAI (1980-2010)

+



27AI1000	700 A	835 A	930 A	140 min	19,53	305 x 167 x 227
-----------------	-------	-------	-------	---------	-------	-----------------

CRUCE DE REFERENCIA: DUNCAN (27M), TITAN (27M), FULGOR 27XI, BOSCH 78E
1061 K CHASIS (2005-2009), 1061 KING CAB (2005-2009), AUTOBUSES (1966-1999), AUTOBUSES GASOLINA Y DIESEL
(1971-1983), BT-500, CAMIONES (1967-1999), CAMIONES 350 (1956-1990), CANTER (1992), COMMANDER (2006-2010),
AUTOMOVILES (1969-1979), H-100, H3, KODIAK 229 (1992-2005), LUV DMAX (1996-2010), PICK UP (1956-2004), PREGIO
(1999-2010), RAM (1997-1008), SUPER (1998-2000)

+




34D-950	650 A	760 A	850 A	120 min	16,19	258 x 167 x 200
----------------	-------	-------	-------	---------	-------	-----------------

CRUCE DE REFERENCIA: DUNCAN (34R / 34MR), TITAN (34R / 34MR), FULGOR 34R, BOSCH 70E
323, 350Z, 370Z, A4, A6, ACCORD, ALLEGRO, ASTRA, AVALANCHE, BMW (TODOS), CABRIOLET, CAMARO, CARENDS,
CENTAURO, CERATO, CHEYENNE, COROLLA (2011-2019), ESCAPE, ESPACE, FRONTIER, GRAND MARQUIZ, GRAND
VITARA X17, GREET WALT (TODOS), IMPALA, KANGOO, LEGANZA, LEGEND, LUV, LUV DMAX, MATRIX, MAXIMA,
MERCEDES BENZ (TODOS), MURANO, MUSSO, MUSTANG, MVP, ODISSEY, OPTIMARIO CVVT, ORINOCO, OUTLANDER,
PRELUDE, PRINCE, PT CRUISER, Q7, R19, R21, RANGER, SANTA FE, SENTRA, SILVERADO, SONATA, SUPER SALON,
TAHOE, TL, TOWN COUNTRY, TT, TUCSON, TWIGO, VERACRUZ, X-TRAIL, X1




Compromiso Ecológico
Con la compra debes entregar
tu batería usada.

Modelo	CCA	CA 0°C	CA 22°C	CR	Kg	LxAxAT mm
 34I-950	650 A	760 A	850 A	120 min	16,19	259 x 167 x 200

CRUCE DE REFERENCIA: DUNCAN (34 / 34M), TITAN (34 / 34M), FULGOR (34 / 78), BOSCH 70I 300 C, 3000GL, A520, ADMIRAL, ALEGRO, ALMERA, AMIGO, ARMADA, AZETA, BRONCO, CARABAN, CARAVAN, CARIBE 442, CARNIVAL, CENTAURO, CHEROKEE, CHEROKEE LIBERTY, COMANCHE, CX7, ECOSPORT, ELANTRA, F-150, F-350, FESTIVA, FOCUS, FRONTIER, FUSION, GALLOPER, GRANADA, GRAND TIGGER (ZX AUTO), INTREPID, KOLEO, LE BARON, LINCOLN, MPV, MUSTANG, MX3, NEW GALANT, ORION, PATHFINDER, PATROL, PICK UP, RAV-4, ROEO, SANTA FE, SEDONA, SIERRA, SLEALTH, SONATA, SORENTO, SPIRIT, SPORTAGE, TERRANO, TIBURON, TIGGO, TRACER, TROOPER, WAGONEER, WRANGLER

 36DLM	400 A	470 A	520 A	65 min	11,31	207 x 175 x 175
---	-------	-------	-------	--------	-------	-----------------


CRUCE DE REFERENCIA: DUNCAN (34 / 34M), TITAN (34 / 34M), FULGOR (34 / 78), BOSCH 70I 300 C, 3000GL, A520, ADMIRAL, ALEGRO, ALMERA, AMIGO, ARMADA, AZETA, BRONCO, CARABAN, CARAVAN, CARIBE 442, CARNIVAL, CENTAURO, CHEROKEE, CHEROKEE LIBERTY, COMANCHE, CX7, ECOSPORT, ELANTRA, F-150, F-350, FESTIVA, FOCUS, FRONTIER, FUSION, GALLOPER, GRANADA, GRAND TIGGER (ZX AUTO), INTREPID, KOLEO, LE BARON, LINCOLN, MPV, MUSTANG, MX3, NEW GALANT, ORION, PATHFINDER, PATROL, PICK UP, RAV-4, ROEO, SANTA FE, SEDONA, SIERRA, SLEALTH, SONATA, SORENTO, SPIRIT, SPORTAGE, TERRANO, TIBURON, TIGGO, TRACER, TROOPER, WAGONEER, WRANGLER

 651000E	790 A	965 A	1070 A	165 min	18,39	305 x 190 x 190
--	-------	-------	--------	---------	-------	-----------------


CRUCE DE REFERENCIA: DUNCAN (65900), TITAN (65900), FULGOR 65900 COLORADO (2008), EXPLORER, F-150, F-250, F-350, RANGER

 31H1100P	870 A	1060 A	1180 A	180 min	25,26	330 x 175 x 242
--	-------	--------	--------	---------	-------	-----------------

CRUCE DE REFERENCIA: DUNCAN (30HE / 31H1100), TITAN (30HE / 31H1100), FULGOR 30H, BOSCH 100E 7000/8000 (2000-2001), AUTOBUSES, AUTOBUSES (1956-2000), CAMINES (1987-1999), CARGO 815, CARGO 817F, CATERPILLAR, DAILY (2004-2010), KODIAT 175, SERIE EURCARGO (1989)

 31HIT 1100	870 A	1060 A	1180 A	180 min	25,26	331 x 175 x 242
--	-------	--------	--------	---------	-------	-----------------

CRUCE DE REFERENCIA: DUNCAN (31-1100), TITAN (31-1100), FULGOR 30HCT, BOSCH 100ES BLUE BIRD (AUTOBUSES GASOLINA 1971-1993), FREIGHTLINER, GRANITE, INTERNATIONAL, KENWORTH, MACK, VISION

 4DB	875 A	1110 A	1234 A	190 min	35,85	476 x 212 x 194
---	-------	--------	--------	---------	-------	-----------------

CRUCE DE REFERENCIA: DUNCAN (4DLT-1250), TITAN (4DLT-1250), FULGOR B1250F4D, BOSCH 150D BLUE BIRD: AUTOBUSES DIESE, CHEVROLET: AUTOBUSES (1955-2000), CHHD, CHLD, ENCAVA: AUTOBUSES (1989-1999), IVECO EUROTCKER (1983-1997), LEYLAND: AUTOBUSES (1972-1985), MERCEDES BENZ: AUTOBUS 24 PUESTOS (1981-2010), MINIBUSES (1995-2010), RDHD, RDLA, SCANIA (TODOS), STRALIS (1989-2010), VOLVO

 8DSC	1200 A	1625 A	1800 A	285 min	47,15	480 x 270 x 235
--	--------	--------	--------	---------	-------	-----------------

CRUCE DE REFERENCIA: DUNCAN (8D-HD), TITAN (8D-HD), FULGOR 8D, BOSCH 200D ENCAVA: AUTOBUSES, MARCOPOLO: BUSCAMA, MERCEDES BENZ: AUTOBUSES DE 48 PUESTOS, SCANIA (VARIOS), VOLVO (TODOS)



Compromiso Ecológico
Con la compra debes entregar
tu batería usada.